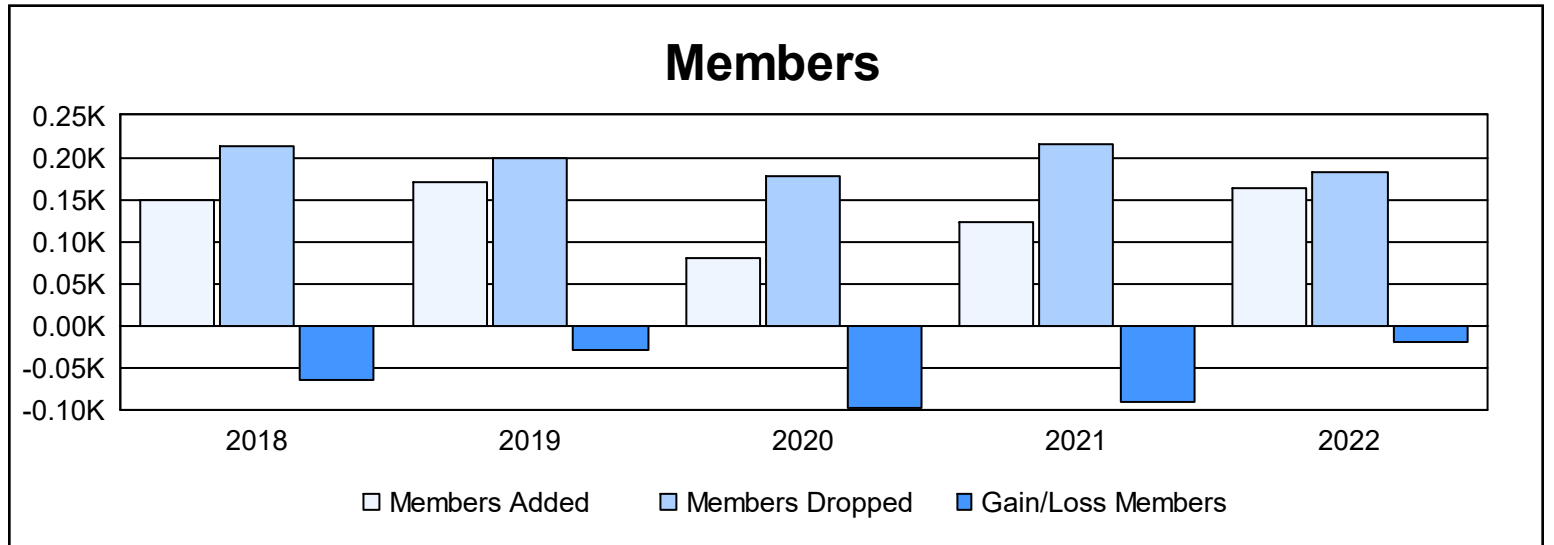
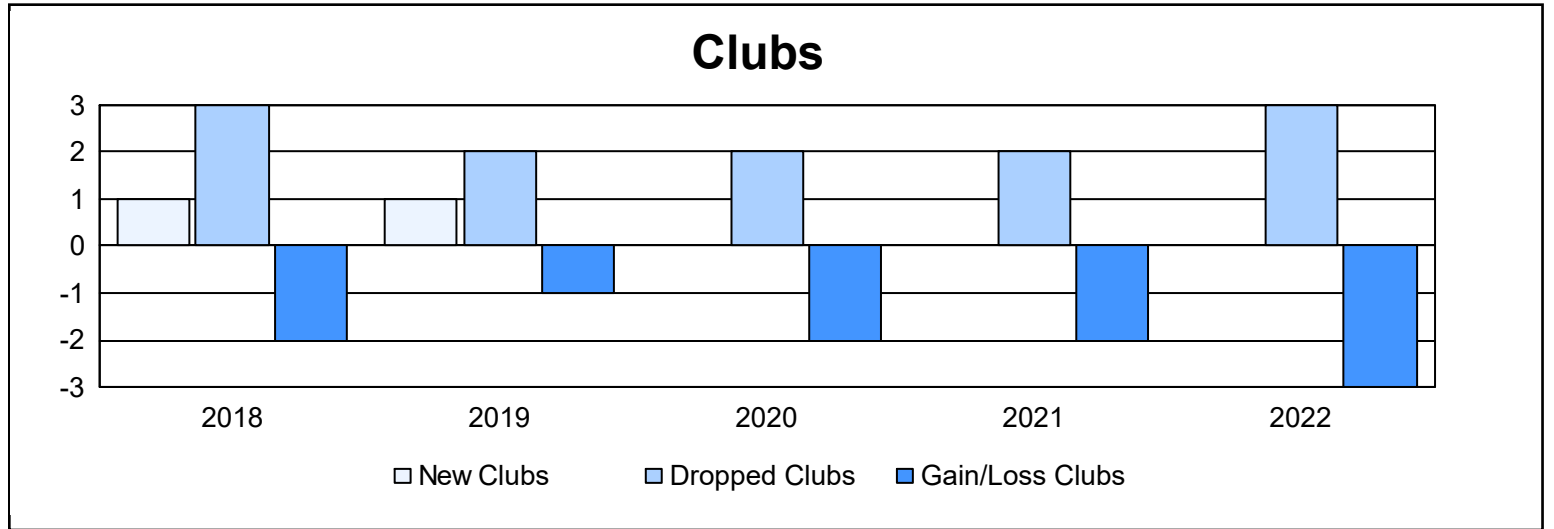
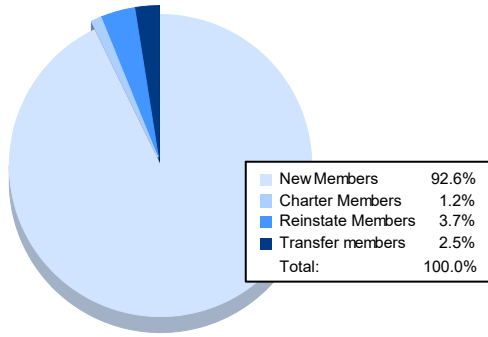


Year	New Clubs	Dropped Clubs	Gain/ Loss Clubs	New Members	Charter Members	Reinstate Members	Transfer Members	Total Member Added	Total Members Dropped	Gain/ Loss Members
2017-2018	1	3	-2	123	22	3	2	150	214	-64
2018-2019	1	2	-1	143	23	2	2	170	198	-28
2019-2020	0	2	-2	74	0	4	1	79	177	-98
2020-2021	0	2	-2	114	0	8	2	124	215	-91
2021-2022	0	3	-3	151	2	6	4	163	183	-20
<b>Average</b>	<b>0</b>	<b>2</b>	<b>-2</b>	<b>121</b>	<b>9</b>	<b>5</b>	<b>2</b>	<b>137</b>	<b>197</b>	<b>-60</b>



### Membership Composition June 2022 Cumulative



### Gender Composition June 2022 Cumulative

